850

# Single and Multiple Dose Evaluation of a Novel MetAP2 Inhibitor: Results of a Randomized, Double-Blind, Placebo-Controlled Clinical Trial

Jaret Malloy, Dongliang Zhuang, Terri Kim, Dennis Kim, Kristin Taylor

Zafgen, Inc., Boston, MA

## ABSTRACT

***Background and Aims:*** *Methionine aminopeptidase 2 (MetAP2) inhibitors reduce fat biosynthesis and increase fat oxidation and lipolysis, resulting in weight loss and reduced hunger. A MetAP2 inhibitor, beloranib, resulted in 13% weight loss and 2.0% reduction in A1C from baseline in midstage clinical trials but development was halted due to an imbalance of venous thromboembolic events in beloranib-treated subjects vs. placebo. Nonclinical studies of a second generation MetAP2 inhibitor, ZGN-1061, demonstrate rapid absorption and clearance of ZGN-1061, which is hypothesized to reduce exposure at endothelial cell targets and minimize prothrombotic effect.* ***Materials and Methods:*** *This first-in-human clinical trial of ZGN-1061 subcutaneous injection assessed safety, pharmacokinetics (PK), and preliminary efficacy. The clinical trial included a single ascending dose (SAD) phase in healthy subjects (BMI 23¬ to <30 kg/m2) and a multiple ascending dose (MAD) phase in subjects with BMI 27 to 40 kg/m2. Target engagement was assessed using ZGN-1061 bound to MetAP2 and evidence of MetAP2 inhibition. Results of the completed SAD doses (0.2, 0.6, 1.2, 2.4, 3.6, and 4.8 mg) and the MAD doses (0.2, 0.6, and 1.8 mg twice weekly for 4 weeks) are reported.* ***Results:*** *The SAD phase included 39 subjects (ZGN-1061 N=28, placebo N=11), primarily male with mean age 31 and BMI 26 kg/m2. ZGN-1061 maximum plasma concentrations (Cmax) increased linearly with dose and occurred within 30 minutes of dosing while half-life was less than 1 hour, indicating rapid absorption and clearance. ZGN-1061 was well tolerated across the doses tested. The most common adverse events (AEs) were headache and procedural site irritation; no dose-related patterns were observed. There were no serious AEs and no evidence of venous thromboembolism. MetAP2 binding and evidence of MetAP2 inhibition increased with dose; maximal values were observed at doses ≥1.2 mg. The MAD phase included 29 subjects (ZGN-1061 N=22, placebo N=7), primarily male with mean age 40 and BMI 33 kg/m2. PK results were consistent with SAD findings although Cmax, overall exposure, MetAP2 binding, and MetAP2 inhibition were increased after repeated dosing. Safety observations were comparable to the SAD phase. Efficacy measures indicated trends for greater weight loss and favorable biomarker changes with ZGN-1061 relative to placebo. Conclusion: Consistent with preclinical studies, ZGN-1061 was rapidly absorbed and cleared. Preliminary safety results indicate that ZGN-1061 was well tolerated with no safety signals or venous thromboembolic events over the range of doses tested. These results support the evaluation of ZGN-1061 in larger clinical trials of longer duration.*

## INTRODUCTION

- Methionine aminopeptidase 2 inhibitors (MetAP2i) are a promising new therapeutic approach for the treatment of diabetes, obesity, and associated metabolic complications
- A MetAP2i previously in development (beloranib) resulted in 13% weight loss and 2.0% reduction in HbA1c from baseline following 26 weeks of treatment in patients with obesity and type 2 diabetes. Beloranib development was discontinued due to an imbalance of venous thrombotic events in the treated groups compared to placebo (1-5)
- Nonclinical studies of the second generation MetAP2i, ZGN-1061, showed similar efficacy of ZGN-1061 and beloranib on body weight and glucose tolerance in vivo and an improved safety profile of ZGN-1061 with a shorter half-life compared to beloranib that is hypothesized to reduce endothelial cell exposure and limit thrombosis

## OBJECTIVE

- **This Phase 1 clinical trial of ZGN-1061 assessed safety, pharmacokinetics (PK), and preliminary efficacy of ZGN-1061**

## METHODS

**Table 1. Clinical trial design**

| ZAF-1061-101 | Single Ascending Dose (SAD) | Multiple Ascending Dose (MAD) |
|---|---|---|
| Population | Healthy male and female volunteers aged 18–55 years | Healthy, overweight/obese male and female volunteers aged 18–55 years |
| Dosing cohorts | 0.2, 0.6, 1.2, 2.4, 3.6, 4.8 mg | 0.2, 0.6, 1.8 mg |
| Dosing schedule | Single dose SC | Twice-weekly SC dosing for 28 days (8 injections) |
| Randomization | 3:1 (active/placebo) | 3:1 (active/placebo) |
| Inpatient treatment | Domiciled days -1 through 4 | Domiciled for the majority of the trial for safety monitoring:<br>• No exercise allowed<br>• Scheduled meals |

Abbreviations: SC = subcutaneous.

### Outcome Measures:

- **Primary outcome:** Safety and tolerability
  - Adverse events (AEs), clinical laboratory measurements, vital signs, 12-lead electrocardiogram (ECG), local tolerability, physical examination, and other relevant parameters
  - Thrombosis risk was assessed by coagulation markers, lower extremity ultrasounds, and relevant AEs
- **Secondary and exploratory outcomes**
  - Pharmacokinetics: PK profile and PK parameters
  - Target engagement: ZGN-1061 binding to MetAP2 and evidence of MetAP2 enzymatic inhibition
  - Efficacy (MAD Phase): body weight, waist circumference, food intake (food consumption during a 30-minute test meal), lipids, and other cardiometabolic markers

### Analysis:

- **Analysis Populations:** Safety analyses were conducted on all subjects who received at least 1 dose of study drug. PK and efficacy analyses were conducted on all subjects who received at least 1 dose of study drug and who provided adequate blood samples for bioanalysis (PK) or who were without major protocol violations (efficacy). Endpoints were analyzed based on observed values
- **Safety and tolerability:** Safety and tolerability parameters were summarized by treatment group
- **Pharmacokinetics:** PK parameters were calculated using noncompartmental analysis from the plasma concentration-time data
- **Target engagement:** Analyzed via ZGN-1061 bound to MetAP2 and evidence of MetAP2 inhibition (measured by thioredoxin substrate [thioredoxin 1-6]) in peripheral blood mononuclear cells (PBMCs)
- **Exploratory efficacy (MAD Phase):** Analyzed as absolute values and changes from baseline and summarized descriptively by treatment group

## RESULTS

### 1) Subject Disposition and Baseline Demographics

**SAD Phase:**

- 39 subjects were randomized; 28 to ZGN-1061 and 11 to placebo. All subjects completed the assessment period. The majority of subjects (90%) were male and the mean BMI was 26 kg/m$^2$

**MAD Phase:**

- 29 subjects were randomized; 22 to ZGN-1061 and 7 to placebo. 27 subjects completed clinical trial procedures; 2 withdrew consent (1 due to work schedule and 1 due to administrative reasons)

**Table 2. Subject demographics and baseline characteristics (MAD Phase)**

| | ZGN-1061 0.2 mg (N=5) | ZGN-1061 0.6 mg (N=11) | ZGN-1061 1.8 mg (N=6) | ZGN-1061 Total (N=22) | Placebo (N=7) |
|---|---|---|---|---|---|
| Age (years) | 32.6 ±7.5 | 45.1 ±7.6 | 37.0 ±12.7 | 40.0 ±10.3 | 38.9 ±13.3 |
| Sex (% Male) | 60 | 73 | 83 | 73 | 86 |
| Race: (% White/ Black/Asian) | 40/60/0 | 91/9/0 | 83/17/0 | 77/23/0 | 86/0/14 |
| Weight (kg) | 104.1 ±19.0 | 105.0 ±18.0 | 107.6 ±11.0 | 105.5 ±15.9 | 95.2 ±20.7 |
| BMI (kg/m$^2$) | 32.7 ±2.0 | 34.4 ±4.1 | 34.6 ±3.3 | 34.1 ±3.5 | 31.6 ±3.6 |

Data are mean ±SD or percent of subjects. Total includes all ZGN-1061-treated subjects. Abbreviations: BMI=body mass index.

### 2) Pharmacokinetics of ZGN-1061

**SAD Phase**

- The mean maximal plasma concentration ($C_{max}$) of ZGN-1061 increased linearly with dose and ranged from 0.5 to 18.7 ng/mL
- Dose escalation was stopped at the 4.8 mg dose based on high plasma concentrations in the predicted therapeutic range

**MAD Phase**

- The mean $C_{max}$ of ZGN-1061 increased linearly with dose, with rapid absorption and a similarly rapid clearance over time. The time to $C_{max}$ ($T_{max}$) occurred within 30 minutes of dosing, and the half-life ($t_{1/2}$) occurred within 1 hour of dosing (Figure 1)
- ZGN-1061 was not detected at the 12 hour or later timepoints

**Figure 1. Rapid absorption and clearance of ZGN-1061 meets prospectively established criteria (MAD Phase)**

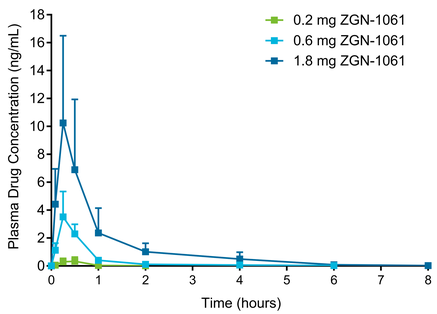


Data are mean and SD of plasma ZGN-1061 concentrations after the 5th dose.

### 3) ZGN-1061 Target Engagement

- MetAP2 binding and evidence of MetAP2 inhibition in PBMCs increased with dose and with repeat dosing (MAD phase), confirming target engagement

### 4) Safety and Tolerability

- Single and repeat doses of ZGN-1061 were generally safe and well tolerated
- No severe AEs, no serious AEs (SAEs), and no AEs leading to early withdrawal from the clinical trial
- SAD Phase:
  - AEs were mild and there were no noted trends by dose or type of AE
- MAD Phase:
  - AEs were mild except 1 moderate AE of toothache (0.6 mg ZGN-1061)
  - The most common AEs were mild gastrointestinal issues (similar incidence for ZGN-1061 and placebo), headache, and procedural-related irritation (Table 3)
- No meaningful changes observed among general safety laboratory measures, blood pressure, heart rate, or ECGs

**Table 3. Adverse events in ≥3 subjects (MAD Phase)**

| Data are n (% of subjects) | ZGN-1061 0.2 mg (N=5) | ZGN-1061 0.6 mg (N=11) | ZGN-1061 1.8 mg (N=6) | ZGN-1061 Total (N=22) | Placebo (N=7) |
|---|---|---|---|---|---|
| Any AE | 3 (60.0) | 9 (81.8) | 5 (83.3) | 17 (77.3) | 5 (71.4) |
| Diarrhea | 1 (20.0) | 4 (36.4) | 2 (33.3) | 7 (31.8) | 3 (42.9) |
| Headache | 0 | 5 (45.5) | 1 (16.7) | 6 (27.3) | 0 |
| Catheter site pain | 2 (40.0) | 2 (18.2) | 0 | 4 (18.2) | 1 (14.3) |
| Application site irritation* | 0 | 3 (27.3) | 1 (16.7) | 4 (18.2) | 0 |
| Abdominal pain | 0 | 2 (18.2) | 1 (16.7) | 3 (13.6) | 1 (14.3) |
| Erythema | 0 | 0 | 2 (33.3) | 2 (9.1) | 1 (14.3) |
| Flatulence | 0 | 1 (9.1) | 1 (16.7) | 2 (9.1) | 1 (14.3) |
| Nausea | 0 | 1 (9.1) | 1 (16.7) | 2 (9.1) | 1 (14.3) |

Data are for the Safety Population (N=29) by MedDRA preferred term. Adverse events with onset or worsening on or after the first randomized dose of trial medication are shown and are ordered by decreasing frequency in the Total ZGN-1061 group. Total includes all ZGN-1061-treated subjects. *Events involved irritation not pertaining to injection or blood draw procedures. Abbreviations: AE = adverse event .

**Coagulation-Related Safety (SAD and MAD Phase)**

- No venous thromboembolism (VTE) events
- No D-dimer elevations indicative of the presence of VTE. (D-dimer is a fibrin degradation product that is a conventional marker of clotting and becomes markedly elevated during periods of active clot formation and lysis)
- No meaningful elevations in mean D-dimer concentrations across the dosing groups compared to baseline or placebo (Figure 2)
  - There were 4 subjects (3 in the 0.6 mg ZGN-1061 group and 1 in the 1.8 mg ZGN-1061 group in the MAD phase) with D-dimer levels that exceeded the upper limit of normal (ULN) by 1.5-fold (>0.81 mg/L). None of these elevations were found to be indicative of a VTE event and were either associated with a single isolated measurement (during the follow-up period without ongoing study drug administrations), sampling from blocked catheter, tooth infection, or multiple hematomas at venipuncture sites
- No clinically significant changes in standard coagulation laboratory values or other coagulation parameters (eg, von Willebrand Factor [vWF], thrombomodulin)

**Figure 2. No change in mean D-dimer levels with repeat dosing of ZGN-1061 for 28 days (MAD Phase)**

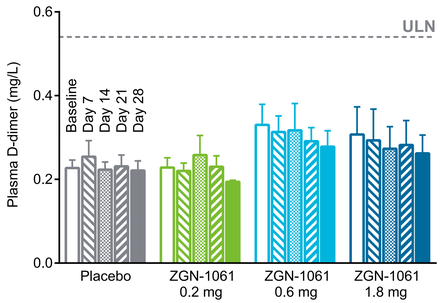


Data are mean and SEM at each timepoint. Dashed line represents the upper limit of normal range for the assay (0.54 mg/L). Abbreviations: ULN = upper limit of normal.

### 5) Efficacy: (MAD Phase)

**Body Weight**

- All doses of ZGN-1061 resulted in weight loss from baseline to Day 28 of approximately 1 to 2 kg (Figure 3)
- After study drug dosing was completed, ZGN-1061-treated subjects generally experienced weight regain (Figure 4)

**Figure 3. Body weight change shows impact at all dose levels of ZGN-1061**

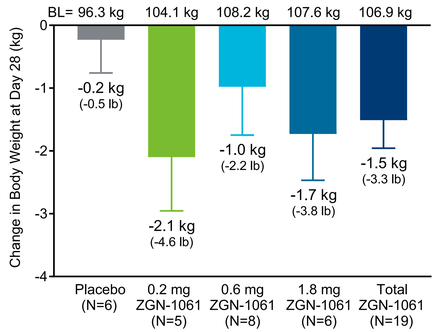


Data are mean and SEM (change from baseline) or mean (baseline). Total includes all ZGN-1061-treated subjects. Abbreviations: BL = baseline body weight, SEM = standard error of the mean.

**Figure 4. Body weight loss was steady and progressive during treatment with ZGN-1061 and rebounded post-treatment, supporting a drug effect**

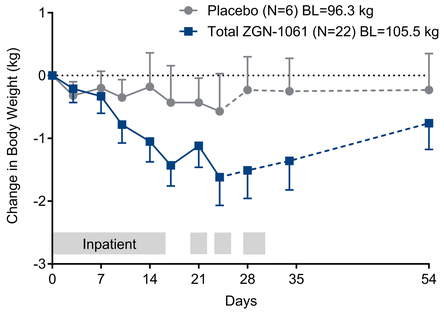


Data are mean and SEM (change from baseline) or mean (baseline). Total includes all ZGN-1061-treated subjects. Dashed lines indicates washout period during which no treatments were administered. Abbreviations: BL = baseline weight, SEM = standard error of the mean.

**Trends for Improvement Across Multiple Cardiometabolic Measures Supportive of ZGN-1061 Activity**

- ZGN-1061 produced improvements in waist circumference relative to placebo (Figure 5)
- ZGN-1061 also produced a trend for reduced food intake (Figure 5)
- There were trends for reductions in LDL-cholesterol and high-sensitivity C-reactive protein (hsCRP; Figure 6). Notably, there were greater reductions in mean LDL-cholesterol and hsCRP in ZGN-1061-treated subjects with abnormally elevated LDL-cholesterol or hsCRP at baseline (Figure 6)
- There was also a trend for reductions in leptin and increases in adiponectin with ZGN-1061 compared to placebo (data not shown)
- There was no change in blood pressure or heart rate (data not shown)

**Figure 5. Reduction in waist circumference and food intake with ZGN-1061**

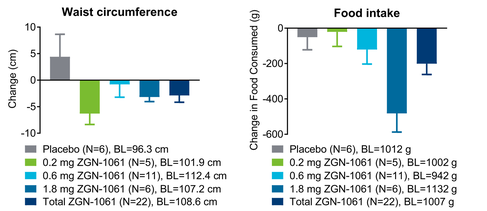


Data are mean and SEM (change from baseline to Day 28) or mean (baseline). Food intake was assessed by measuring weight of food consumption during a 30-minute test meal. Abbreviations: BL = baseline, SEM = standard error of the mean.

**Figure 6. Trends for improvement in LDL-cholesterol and hsCRP with ZGN-1061**

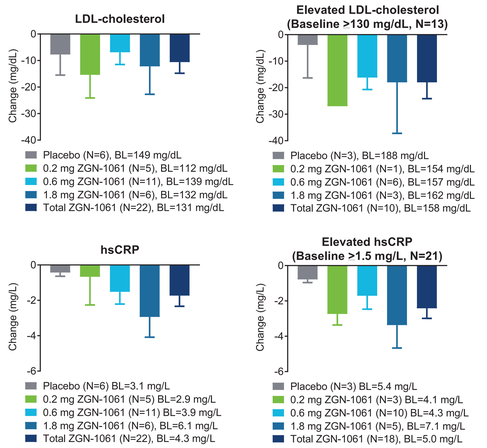


Data are mean and SEM (change from baseline to Day 28) or mean (baseline). Abbreviations: BL = baseline, hsCRP = high sensitivity C-reactive protein, LDL = low density lipoprotein, SEM = standard error of the mean.

## CONCLUSION

- **In this first-in-human clinical trial of single and multiple ascending doses of ZGN-1061 for up to 28 days:**
  - **There were no notable safety signals or tolerability issues**
  - **There was no evidence of prothrombotic effects**
  - **The brief exposure profile of ZGN-1061 enables rapid target engagement without long-term exposure**
  - **Efficacy data trends support a favorable effect of ZGN-1061 on body weight and cardiometabolic measures. Further titration of the dose response and evaluation of the full extent of weight loss and other efficacy parameters is needed**
- **These data support evaluation in larger and longer Phase 2 studies; a Phase 2 clinical trial of ZGN-1061 in subjects with obesity and type 2 diabetes is ongoing**

## REFERENCES

1. Hughes TE, Kim DD, Marjason J, Proietto J, Whitehead JP, Vath JE. Ascending dose-controlled trial of beloranib, a novel obesity treatment for safety, tolerability, and weight loss in obese women. Obesity (Silver Spring). 2013;21(9):1782-8.
2. Kim DD, Krishnarajah J, Lillioja S, de Looze F, Marjason J, Proietto J, et al. Efficacy and safety of beloranib for weight loss in obese adults: a randomized controlled trial. Diabetes Obes Metab. 2015;17(6):566-72.
3. Proietto J, Arya M, Cohen N, de Looze FJ, Gilfillan P, Hall S, et al. #312-LB. Weight Loss and Improvement in Glycemic Control: Results from a 26-Week, Phase 2, Randomized, Placebo-Controlled, Clinical Trial of Beloranib in Patients with Obesity and Type 2 Diabetes. 76th Scientific Sessions of the American Diabetes Association; New Orleans, LA. June 10-14, 2016.
4. McCandless SE, Yanovski JA, Miller J, Fu C, Bird LM, Salehi P, et al. Effects of MetAP2 inhibition on hyperphagia and body weight in Prader-Willi syndrome: a randomized, double-blind, placebo-controlled trial. Diabetes Obes Metab. 2017 [epub ahead of print].
5. Shoemaker A, Proietto J, Abuzzahab MJ, Markovic T, Malloy J, Kim DD. A randomized, placebo-controlled trial of beloranib for the treatment of hypothalamic injury-associated obesity. Diabetes Obes Metab. 2017;19(8):1165-70.

zafgen

This research was funded by Zafgen, Inc. For more information, contact info@zafgen.com.